

Why buy from Rolawn?


- Gold medal-winning, technically superior products supported by award-winning customer service
- The proven market leaders, setting the industry benchmarks
- Certified quality and environmental management systems - BS EN ISO 9001:2015 & BS EN ISO 14001: 2015



Gold medal winners RHS Hampton Court Palace Flower Show 2016 and featured in 161 award-winning RHS show gardens since 2015.

Rolawn®

The Airfield, Seaton Ross,
York YO42 4NF
01904 757300
info@rolawn.co.uk
rolawn.co.uk



ROL0040FEB2021

Due to our policy of continuous improvement Rolawn Ltd reserves the right to modify product specifications without notice.
© 2021 Rolawn Limited. Rolawn, Rolawn - Britain's Finest Turf, Medallion, Minster Pro, ProMulch and GroRight are registered trademarks of Rolawn Limited.

All weights and measurements are approximate when packed.

Rolawn®

Beautiful gardens start here



Product Guide

Contents

What Makes a Beautiful Garden?	3
Rolawn Topsoils	4-5
- the foundation for your garden	
Turf, Seed and Lawn Care	6-7
- healthy, happy lawns for a lifetime	
Barks, Mulches & Soil Improver	8-9
- protect and nurture beds and plants	
Product Calculator	10
Award-Winning Products	11
Standards & Certification	12-13
Turf Laying & Maintenance Guides	14-21
Customer Services	22-23



What makes a beautiful garden?

Using high-quality, consistent, horticulturally focused products is central to achieving fantastic results.

We grow and manufacture our market-leading product range specifically for UK gardens. Organic-rich, peat-free, fertile, safe topsoils, technically superior turf, responsibly sourced barks and mulches, grass seed and fertiliser, all developed with our expertise and your feedback to help you create a beautiful garden that can be enjoyed for years to come.

You can buy with confidence because our culture of innovation and professionalism married with our ethical, environmentally responsible manufacturing processes deliver outstanding results. They are the industry benchmark of quality and service for both gardeners and horticultural professionals.





Topsoil you can trust

You can rest assured that, as Britain's leading topsoil supplier, we blend and test all of our products for safety and task suitability.

Why is this important?

Performance

We manufacture all our topsoils focusing on consistent, successful growing results.

This is why they are chosen by experienced gardeners and leading horticulturists who demand the best.

Safety

To maximise the safety and quality of our topsoils we test products far beyond the basic requirements of the latest British Standard (BS3882:2015). This ensures their suitability for all applications but in particular for residential home-grown use, the most demanding intended application.



Rolawn topsoils at a glance

- Friable – easy to work even in wet conditions
- Consistent
- Fertile
- Peat free
- Light & free flowing
- Minimal stone content
- Traceable

All raw materials are subject to stringent sourcing protocols being both responsibly and ethically sourced.



Blended Loam Topsoil

- A multi-purpose topsoil to suit a broad variety of planting and landscaping schemes
- Rich in organic matter to retain moisture and provide nutrients
- Classed as a loamy sand, including silts, clays and peat-free soil conditioners



Beds & Borders Topsoil

- A task-specific topsoil for better plant health and reduced plant loss
- Comes with added controlled-release fertiliser
- Higher organic content for enhanced performance



Turf & Lawn Seeding Topsoil

- Manufactured using our knowledge and experience in turf cultivation to provide the ideal base for your lawn
- Contains GroRight® Lawn Establishment Fertiliser
- High-sand, free-draining formulation with minimal stone content



Vegetable & Fruit Topsoil

- Developed for a wide range of produce
- Added soil conditioners for consistent growing results
- Meets the latest British standard required for growing edible crops

Did you know?

? We have our topsoils tested for over 75 substances, including asbestos and other potentially toxic elements so that you can buy with confidence.

? There are specialist laboratories for soil analysis. For complete peace of mind, we use a practice that has long been established as the 'Topsoil Testing House' for the landscape industry, Tim O'Hare Associates.

? All Rolawn topsoils, soil improvers, barks and mulches are 100% peat free.

Rolawn – Britain's Finest Turf®

Medallion® is Britain's biggest-selling, most frequently specified turf making it the first choice for both professional and domestic gardeners, and the ideal solution for your garden.

How does Medallion® turf meet your needs?

Establishes quickly

Our turf has been scientifically proven to have technically-superior rooting and health characteristics. This allows the turf to quickly adapt to the specific growing environment in your garden.

Lawns for a lifetime

Once established, with only moderate maintenance, Medallion® turf will be a resilient and visually appealing lawn for many years. It will work equally well as a utility family lawn or as an ornamental fine lawn.

Medallion® turf at a glance

- Easy to handle and lay
- Ryegrass fescue mix
- All grown in our fields in the Vale of York
- Wear, pest and disease resistant
- Exceptional year-round colour
- Approximate depth 12.5mm and weight 15kg
- Each roll covers approximately 1m²



Rolawn makes strenuous efforts to minimise Annual Meadow Grass in its turf, however, in certain circumstances some rolls may have a higher content than others. May contain Oxygrid™ degradable net.

Turn to page 10 to calculate how much turf you will need.

Turf must be rolled out immediately in spring/summer and within 24 hours of delivery in autumn/winter.

Seed & lawn care

Whether you're creating a new lawn or improving your existing lawn, our seed and lawn care products will help you achieve a healthy, green lawn no matter where you are in the UK.



GroRight® Lawn Establishment Fertiliser

- Gives your lawn the best possible start, feeding from the roots up
- Available in 5kg bags



Medallion® Lawn Seed

- The same ryegrass/fescue seed mix as our award-winning Medallion® Turf
- Available in 1.5kg boxes and 20kg sacks



Minster Pro® Ornamental Lawn Seed

- Fine-bladed slower-growing fescue, salt and shade tolerant lawn seed
- Available in 1kg boxes



Lawn Topdressing

- High-quality, sand-based multi-purpose lawn dressing
- 730 litres per bag, covers 240m² at recommended rate of 3mm

We select only the highest specification seed types, as verified by the Sports Turf Research Institute (STRI), the UK's leading independent body for the turf industry.

Did you know?

- ? Due to its superior rooting and rapid establishment qualities, newly laid Medallion® turf may need mowing sooner than other turf.
- ? Topdressing can be applied at any time, when the grass is actively growing.
- ? There's a wealth of advice in our practical 'How to' videos at rolawn.co.uk/rolawn-tv. Find out about laying turf, lawn aftercare and why a younger, thinner harvest is best for **Rolawn - Britain's Finest Turf®**.



Barks, mulches & soil improver

As a responsible manufacturer, Rolawn offers carefully sourced products that enhance and protect your garden and the environment.

Why use barks and mulches?

Protect and nurture

These products are developed to inhibit weeds, improve moisture retention and insulate plant roots, reducing plant loss. When dug into soil, they can also help improve its structure.

Aesthetically pleasing

Barks and mulches are an easy way to improve the appearance of any garden or play area. Their natural colour helps elevate the visual impact of flowers and foliage.



Rolawn barks and mulches at a glance

- Free from chemical contamination
- Sustainably sourced
- Weed growth limitation
- Improved moisture retention
- Root insulation, reducing plant loss
- Enhanced fertility
- Each bag contains approximately 0.73m³ (730 litres) when packed



Our Landscaping and Play Grade barks are supplied from Forest Stewardship Council® (FSC®) approved sources. The FSC label means that materials used for the product have been responsibly sourced. (Licence code: FSC® - C147081)



Landscaping Bark

- Mid-dark brown, multi-purpose and derived from forestry woodchip
- Made from mixed conifer bark



Play Grade Bark

- Reddish-brown, ideal for use in play areas or as an ornamental decorative bark
- Meets BS EN 1177:2018 standard for impact absorption



Soil Improver Compost

- A highly fertile soil improver for healthier plant growth
- Produced from appropriately sourced, recycled ingredients in accordance with BSI PAS100:2018



ProMulch®

- Horticultural mulch with a dark, rich appearance
- Enhances soil fertility and retains water effectively
- Manufactured from a mix of composted organic matter and arboriculture fines

Did you know?

? Soil Improver Compost is multi-purpose – when used as a mulch it breaks down and adds nutrients to the soil.

? The recommended installation depth for bark in play areas is 300mm at a critical fall height of up to 3 metres.

? Using mulch and bark in your garden will help to reduce evaporation by up to 75%. (Source waterwise.co.uk)



How much do I need?

Turf

You can calculate how much turf you need using the table below or online at: rolawn.co.uk/product-calculator.

Each roll of turf covers an area of approximately 1m²

1. Measure the length and width of the area to be turfed in metres
2. Multiply one by the other
3. Add 5 to 10% for shaping and wastage

Length (metres)	Width (metres)									
	1	2	3	4	5	6	7	8	9	10
1	1	2	3	4	5	6	7	8	9	10
2	2	4	6	8	10	12	14	16	18	20
3	3	6	9	12	15	18	21	24	27	30
4	4	8	12	16	20	24	28	32	36	40
5	5	10	15	20	25	30	35	40	45	50
6	6	12	18	24	30	36	42	48	54	60
7	7	14	21	28	35	42	49	56	63	70
8	8	16	24	32	40	48	56	64	72	80
9	9	18	27	36	45	54	63	72	81	90
10	10	20	30	40	50	60	70	80	90	100

Topsoils, barks, mulches and lawn care

For guidance on how much topsoil, bark or mulch you will need please visit: rolawn.co.uk/product-calculator or call our Customer Services Team on **01904 757300**.

Award-winning products

Leading garden designers and horticulturists use Rolawn because they can rely on products with award-winning performance from a responsible and ethical supplier.

Don't just take our word for it.

"Gardeners know that the soil is the foundation of great gardens. In our show gardens and private gardens, we've found that using Rolawn's Blended Loam gets plants off to the best possible start."

Chris Beardshaw, Leading Garden Designer and Horticultural Broadcaster



"Rolawn product quality is far superior to any others. My back garden was done six years ago. The quality of that turf then was good. I've just recently done my front lawn. I didn't think it could get any better, but the quality of the front lawn is far superior."

Craig Pickering, Rolawn customer



Did you know?

? Rolawn Medallion® Turf featured in our own gold medal-winning conceptual show garden at RHS Hampton Court Palace Flower Show in 2016.

? Since 2015, Rolawn topsoils, turf, barks and mulches have featured in 161 award-winning RHS show gardens.

Find out more about Craig's experience of Rolawn in a two-minute testimonial video at: rolawn.co.uk/rolawn-tv

Standards & certification

Rolawn's integrity and professionalism is demonstrated by independent verification from a number of internationally recognised bodies.

Benefitting you

Our systems, services and product quality are subject to ongoing audits to ensure that our market-leading standards are being maintained and improved.



- **BS EN ISO 9001:2015 Quality Management Systems** - demonstrates that our processes and systems meet the standards required to consistently provide high-quality products and services to meet customer needs.



- **Feefo Platinum Trusted Service award** - recognises that we have achieved Gold Trusted status for more than three consecutive years from the independent feedback site, Feefo.

- **BS 3882:2015** - our topsoil products outperform the required standards for Potential Toxic Elements and we're happy for customers to request independent testing for confirmation.



We are members of trade bodies such as British Association of Landscape Industries, Sports Turf Research Institute and Turfgrass Producers International, and work with Tim O'Hare Associates, a leading independent Soil Science and Landscape Engineering consultancy. We consult with them and others for research and development purposes to help retain our market-leading product quality.

Benefitting the environment

Environmental responsibility is integral to Rolawn's operations. We work closely with experts in the field to ensure that we are leading our industry in this increasingly important area.



- **BS EN ISO 14001:2015** - confirms that our Environmental Management System complies with the latest international standard.
- **Green Achiever Diamond Banner award** - received after independent audits recognising continuous improvements in environmental performance for more than five consecutive years.
- **Forest Stewardship Council® (FSC®) certification** - Rolawn has gained independent verification from the Forest Stewardship Council (FSC) that its bark products are responsibly sourced. www.fsc.org (Licence code: FSC® - C147081).

Benefitting the community



Greenfingers Charity - Rolawn proudly supports this charity through a series of fundraising events and initiatives, raising awareness of their work to create and improve gardens at UK children's hospices. The health benefits of outdoor spaces are well documented, making these gardens all the more important for children with life-limiting conditions and their families.

greenfingerscharity.org.uk





Turf laying guide

Rolawn turf can be laid all year round, however frosty conditions should be avoided and laying turf in extended periods of hot and dry weather will require additional care and attention.

Removing an existing lawn

Using a proprietary non selective weed killer recommended for killing grasses, treat the existing lawn at the stated application rate. This will help prevent the weeds and weed grasses from your old lawn coming up through your new turf. Alternatively, remove the existing lawn using a turf cutter, available from all reputable hire shops.

Determining the required quantity

Measure the length and width of the area to be turfed, multiply one by the other to give you the amount of rolls required. Measuring in metres is easiest as each standard roll of Rolawn turf covers 1m². Add 5 to 10% for shaping.

Topsoil you can trust

Ensuring you have high-quality topsoil is essential as it will provide early establishment and development of turf. The soil should be turned over and free from surface stone, other debris and perennial weeds. Digging over or renovating the existing soil is important to break up any compaction, to at least 100mm deep, ideally 150mm.

Rolawn Turf & Lawn Seeding Topsoil is a free flowing friable topsoil, hence is easy to spread, even when moist. It is blended with Rolawn GroRight® Lawn Establishment Fertiliser to help ensure a lawn gets the best possible start.

Rolawn Turf & Lawn Seeding Topsoil provides the ideal base on which to lay turf. Alternatively Rolawn Soil Improver can be used to enhance existing soil.

You can use the Rolawn product calculator on rolawn.co.uk to work out how much Rolawn turf and topsoil you require.



For more guidance view our 'Preparing to lay turf' video at: rolawn.co.uk/rolawn-tv

Lawn Establishment Fertiliser

After digging, walk to and fro using small steps over the whole area to firm down the loose soil. If not using Rolawn Turf & Lawn Seeding Topsoil as a base, apply Rolawn GroRight® Lawn Establishment Fertiliser to the soil to give your turf the best possible start by incorporating it into the top 25mm of soil. Rake to a fine tilth to create a consistent level surface to ensure contact between turf and soil. Two days before your turf arrives, ensure soil is moist to a depth of 75mm.

Laying Rolawn turf

Only a few tools are needed to lay your Rolawn turf: a wheelbarrow, a rake, long knife or old hand saw, a spade and some scaffolding planks plus a means of thoroughly watering the turf.

Turf must be rolled out immediately in spring/summer and within 24 hours in autumn/winter.

Start laying turves preferably along a straight edge, butting closely end to end. On subsequent rows stagger the joints in brickwork fashion. For circular lawns start in the middle and work your way out.

To ensure the prepared soil remains level, work from planks placed on your newly laid turf. Lightly press down the turves to ensure firm contact between the soil and the underside of the turf. The head of a rake held vertically and pressed against the turf is ideal. Never use a roller on freshly laid turf.

In hot weather try to start watering areas laid first prior to completing the whole area, to prevent it from drying out. Always push the turf into joints. Never stretch the turves by pulling them. Any remaining cracks can be filled with a light soil (Rolawn Turf & Lawn Seeding Topsoil is ideal) and pressed down.

Trim the ends of the turf with a long knife to shape round any trees, paths and beds. Finally, where the outer edges of the new turf are exposed, cover with a light soil to prevent them from drying out.



For more guidance view our 'Laying turf' video at: rolawn.co.uk/rolawn-tv



Seeding with Rolawn Lawn Seed

We select only the highest specification seed types, as confirmed by the Sports Turf Research Institute (STRI), the UK's leading independent body for the turf industry. The seed is batch tested to ensure consistent quality and purity.

Rolawn Medallion® Lawn Seed

Medallion® Lawn Seed is the same seed used to produce Medallion® turf. It is a blend of the most advanced cultivars available to create a healthy, green and hard-wearing lawn.



When to seed / overseed

The ideal times to seed a lawn are spring and autumn, with germination taking 7 to 21 days dependent on growing conditions.

Typical daily temperatures need to be in excess of 13°C for successful germination.

For new lawns, prepare your soil the same as for laying turf. Apply seed evenly over the area at a rate of approximately 35g/m² (Medallion®) and 36g/m² (Minster Pro®).

It is preferable to apply the seed in a number of passes to ensure an even spread.

Lightly rake the seed into the top 12-25mm of soil, firm down and water well.

Rolawn Minster Pro® Ornamental Lawn Seed

Minster Pro® Ornamental Lawn Seed is a blend of fine fescue cultivars, utilising the highest rated seed available for performance at low mowing heights. It will produce a lawn with a fine blade which is rich in colour, giving outstanding visual appearance.

Keep slightly moist until grass plants have established.

Please note when seeding a new lawn, weeds need to be controlled and removed.

For overseeding, rake, spike and feed the lawn, then sow seed at 35g per m² for Medallion® and 28g per m² for Minster Pro®.

Keep moist and protect from birds.



For more guidance view our 'Seeding a lawn' video at: rolawn.co.uk/rolawn-tv

Immediately after laying

Water

Watering your new Rolawn turf is the single most important step you need to take to establish a beautiful and healthy lawn.

Start watering on the day turf is laid. On hot days, you may need to commence watering large lawns prior to laying all the turf.

- Ensure that the new lawn is never short of water.
- Lift corners of the turf to check water has percolated through to the underlying soil.
- Water repeatedly until the turf is well established.
- If rainfall is experienced you still need to check that the lawn is receiving sufficient water.
- It is best to water turf in the early morning or during the evening so that less water is lost to evaporation.
- Once established, occasional watering during dry periods should be adequate.


Soon after laying

Mow

Be prepared to mow your new lawn as soon as it needs it, provided this can be done without disturbing the turf.

If turf is dislodged, replace it and allow the turf more time to establish before recommencing mowing.

- Don't delay. Most people allow turf to grow too long. Mowing encourages establishment, although this should be the only traffic in the first few weeks.
- Never remove more than one third of the grass blade length.
- Alternate the direction in which you mow your lawn.
- Clippings do not have to be collected if they are minimal, provided sunlight is reaching the blades of grass. Clippings in small amounts return nutrients to the soil encouraging a healthy lawn.



For more guidance view our 'Lawn aftercare' video at: rolawn.co.uk/rolawn-tv



Appropriate maintenance is key

The appearance of your Rolawn lawn will be affected by the environment it lives in and the treatment it receives. A healthy lawn requires a balance of air, food, water and light. An appropriate maintenance programme helps to keep these elements in balance.

Mowing

Rolawn Medallion® turf is used to a cut height of 25mm. You should aim for the same, removing no more than one third of the grass blade length at any one time. Adjust how often you mow your lawn dependent on how quickly the grass grows. In the peak growing seasons, frequent mowing can dramatically enhance your lawn's appearance.

If your lawn becomes too long, gradually bring it back down to the correct height. Mowing a lawn from 75mm down to 25mm in one cut will result in a weak, sparse, pale lawn.

Whatever type of mower you have, it must be well maintained, with blades sharpened at least once a year.

Feeding

It is vital your lawn receives sufficient nutrients. Rolawn recommends a balanced year-round feeding programme, but as a minimum once in spring and again in autumn. Rolawn GroRight® Lawn Establishment Fertiliser can be used as a top food.

Broadleaf weed treatment

Broadleaf weeds can be treated using a suitable selective herbicide or an all-in-one treatment.

Alternatively, you can weed them out using a knife or mechanical weeder, but make sure you get the root of the weed out.

Dealing with moss

If you have moss in your lawn you will need to scarify it out to allow the grass plants to grow. Scarification also reduces the build up of thatch which stops water and air penetrating through to the soil and prevents dense grass growth.

Apply a moss killer. Once the moss has turned brown/black, scarify using a spring tine rake or a mechanical scarifier. Only scarify if your lawn is more than 12 months old and the grass is actively growing. Once you have scarified your lawn, overseed to help prevent weed growth.

Overseeding

Overseeding an established lawn is an essential part of annual lawn maintenance. It improves colour, helps fill in space or worn areas and gives your lawn a thicker, denser sward.

We recommend a mix of Rolawn Medallion® Lawn Seed and Lawn Topdressing brushed into the surface of the lawn.

For ornamental lawns and in areas of shade we recommend overseeding with Rolawn Minster Pro® Ornamental Lawn Seed. This is a mix of shade and drought tolerant grasses, with a fine bladed leaf and rich green colour.

Topdressing

Topdressing your lawn is vital to retain a level surface, improve drainage and control the build up of thatch.

It will enhance a lawn's appearance by stimulating new grass growth and increasing tolerance to wear and tear. Rolawn Lawn Topdressing is a high quality, sand based, multi-purpose lawn dressing, designed for use on Rolawn lawns.

It can also be used to improve any utility lawn. It can be applied any time, when the grass is actively growing.

Apply at a rate of up to 3 litres/m² and work it into the lawn's surface with a stiff brush or back of a rake.

Aerating

Aerating helps to relieve compaction and assists with drainage.

Use a garden fork or powered aerator in spring and autumn to spike your lawn, especially before applying a lawn fertiliser or topdressing.

Annual Meadow Grass (AMG or *Poa annua*)

AMG plants tend to have a lighter colour than other grasses and grow from a central base.

Small amounts can be eliminated using a sharp knife. Cut firmly and diagonally into the roots. Resulting bare patches will soon fill if the lawn is healthy. Alternatively, apply a little seed and soil.

For denser areas, maintain grass height at 25mm, aim to mow every 10 days. Brush or rake before mowing to raise AMG stems for removal. Discourage growth by avoiding lime or fertilisers containing lime. Maintain a healthy lawn to avoid gaps that help AMG germination.



Seasonal lawn maintenance

January / February

- Remove leaves and debris.
- Aerate.
- Service mower and ensure blades are sharp.
- Stay off the lawn if frozen or waterlogged.



March / April

- Start mowing the lawn as warmer weather stimulates turf growth and increase the frequency of mowing as required.
- Apply Rolawn Lawn Topdressing.
- Remove by hand or spot treat coarse grasses and weeds.
- Scarify if your lawn is more than 12 months old.
- Patch damaged lawn areas and edges with Rolawn turf or lawn seed.
- Overseed if your lawn is more than 12 months old with Rolawn lawn seed.



May / June

- Increase mowing frequency, a little and often is the key.
- Aerate.
- Remove by hand or spot treat coarse grasses and weeds.
- Water if rainfall is low.
- Treat established lawns containing weeds and moss with a proprietary weed and feed moss killer.



July / August

- Use water wisely, but to maintain colour in summer, more watering will probably be required. In times of drought your lawn will go brown and dormant. It will recover when rainfall returns.
- Apply a Chafer Grub killer and Leatherjacket killer, if required.
- Make arrangements for your lawn to be mown whilst you are on holiday.




September / October

- Gradually decrease mowing frequency as grass growth slows, raising the height of cut as winter approaches.
- Scarify if your lawn is more than 12 months old.
- Aerate.
- Treat established lawns containing weeds and moss with a proprietary weed and feed moss killer.
- Repair damaged or worn areas with new Rolawn turf or lawn seed.
- Apply Rolawn Lawn Topdressing.
- Allow worm casts to dry before brushing with a stiff broom.



November / December

- Remove leaves and debris.
- Mow if the lawn is still growing.
- Prune and thin foliage surrounding the lawn.
- Clean and oil all equipment before putting into winter storage.





Customer services

Award-winning customer service

It's vital that your products arrive on time and in prime condition and this is at the heart of what we do. As a dedicated team of professionals, we focus on making every stage of your Rolawn experience second-to-none, from expert advice, to a straightforward order and delivery process along with outstanding product performance.



In fact, as a result of our high standards we have been awarded the Feefo Platinum Trusted Service Award.

If you have any queries, we're happy to take you through how to buy, use and enjoy our products. We'd love to hear from you.

Tel: 01904 757300 or email: info@rolawn.co.uk

Available nationwide

We have a comprehensive national network of stockists, including garden centres, builders' merchants and specialist turf and topsoil suppliers. Locate those nearest to you on the 'Find a stockist' function at: **rolawn.co.uk** where you can buy online, or speak to our customer services team.



Free online resources

To help you get the most out of our products, you'll find essential advice and guidance at **rolawn.co.uk**, including:

Product calculator

Find out how much turf, topsoil or bark you need using our handy online calculator.

Rolawn TV

Practical 'How to' videos covering:

- Turf laying and seeding
- Lawn maintenance
- Topsoil selection
- Profresh® treatment process

Find a landscaper

If you need assistance in your garden, you can find a list of nearby landscapers on our website.

Advice and information

Find out how to establish and maintain a healthy lawn and create attractive, productive borders in our seasonal lawncare and gardening guides.

News and information straight to your inbox

Subscribe to our newsletter for free seasonal lawncare guides, essential maintenance reminders and related gardening assistance, as well as special offers and news from Rolawn.